

Scaled data based on original data using
LM-79-08 Approved Method: Electrical and Photometric Measurements of Solid-
State Lighting Products

Test Report Prepared for
Cooper Lighting Solutions
(formerly Eaton)

Brand: McGRAW-EDISON

Report Number: P228025

Luminaire Tested: **ISC-AF-600-LED-E1-T4W-7030**

Issue Date: 3/3/2020

Test Information

Test Method: LM-79-08
Report Number: P228025
TEST IS SCALED FROM IESNA LM-79-08 TEST DATA (P29757)
Test Lab: INNOVATION CENTER-P2
Issue Date: 3/3/2020
Manufacturer: COOPER LIGHTING SOLUTIONS (FORMERLY EATON)
Product Line: MCGRAW-EDISON
Catalog Number: ISC-AF-600-LED-E1-T4W-7030
Description: IMPACT ELITE LED CYLINDER LUMINAIRE
LIGHT SQUARE WITH ACCULED OPTICS-TYPE IV WIDE
Light Source: (16) 3000K CCT, 70 CRI LEDs
Ballast/Driver: ELECTRONIC DRIVER

Summary

Lumens per Lamp: N/A
Luminaire Lumens: 3460 lumens
Efficiency: N/A
Efficacy: 102.7 lumens/watt
Luminous Opening: Rectangular (W 0.5' x L: 0.5' x H: 0')
IES Classification: Type IV - Medium - Non-Cutoff
BUG Rating: B1 - U0 - G1

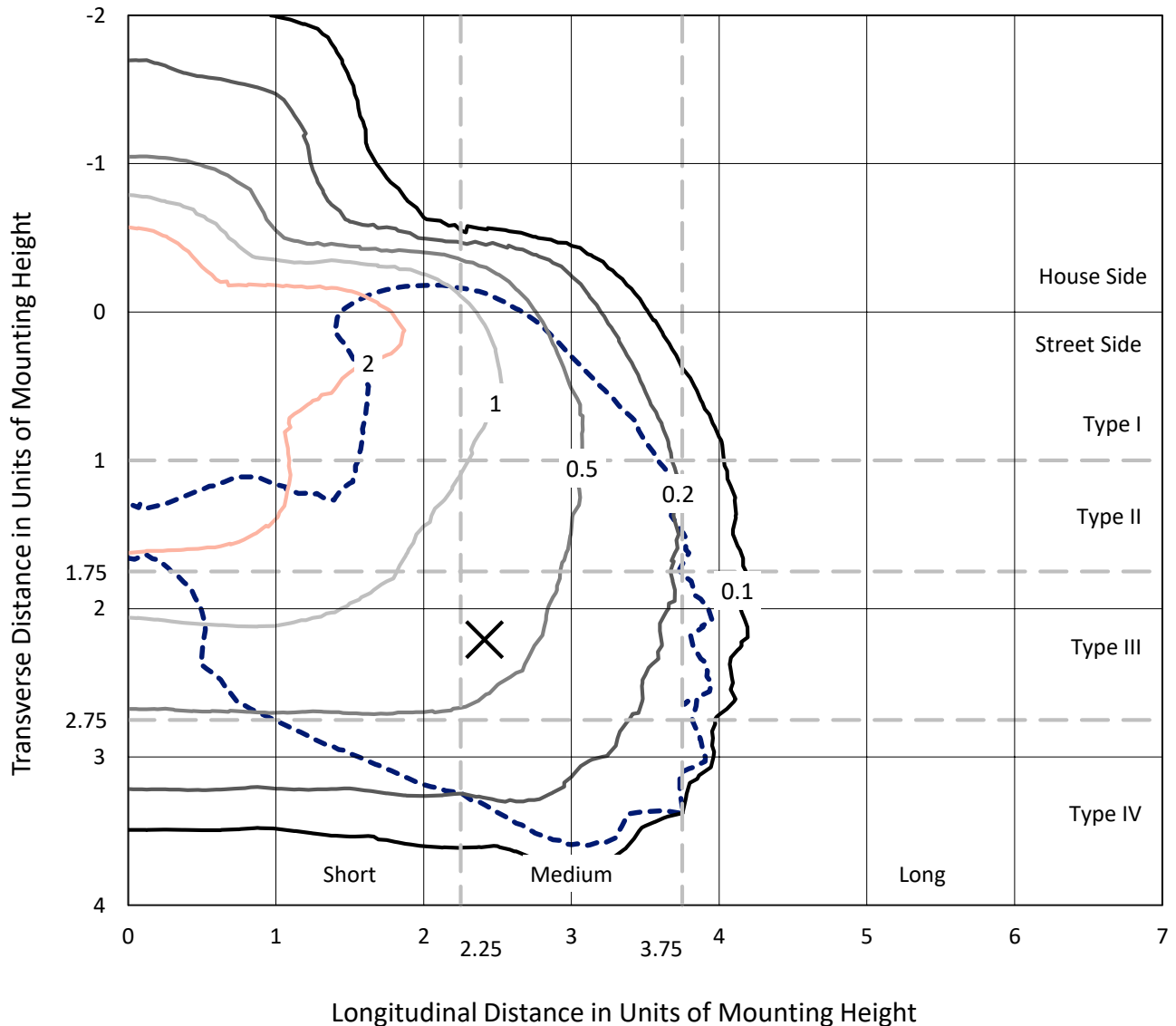
Input Watts (W): 33.7
Input Voltage (V): 120
Input Current (Ain): NR
Voltage Rise (V): NR
Power Factor: NR
Total Harmonic Distortion (THDi): NR
Frequency (hertz): 60
Stabilization Time: NR
Operation Time: NR
Ambient Temperature (°C): NR
Test Distance: 25 FT



REPORT NUMBER: P228025
 CATALOG NUMBER: ISC-AF-600-LED-E1-T4W-7030

Iso-Footcandle Lines of Horizontal Illumination

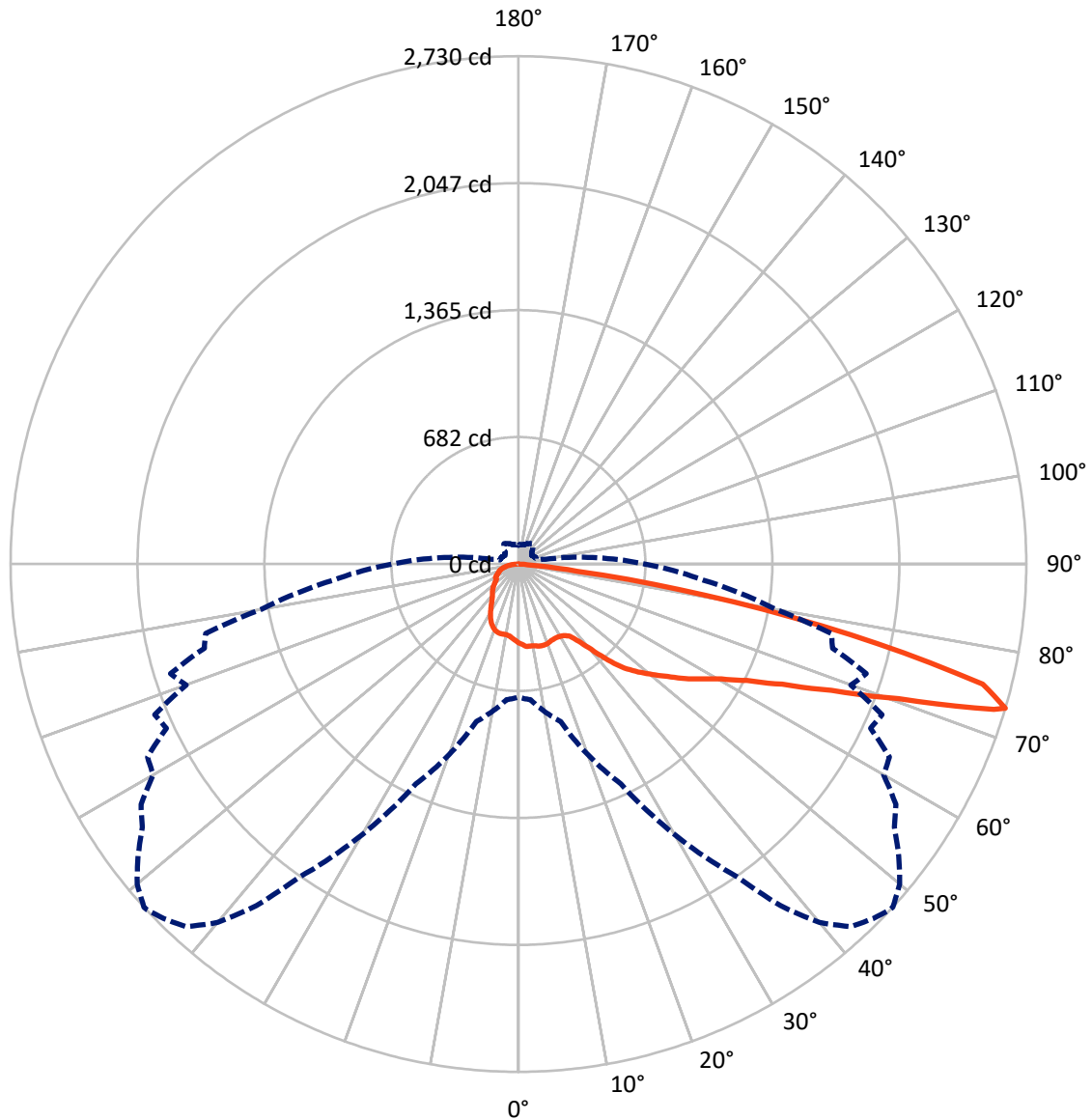
× Max cd
 - - - 1/2 Max cd



Based on 10 foot mounting height. Maximum calculated value = 4.9 fc
 Type IV - Medium - Non-Cutoff

REPORT NUMBER: P228025
CATALOG NUMBER: ISC-AF-600-LED-E1-T4W-7030

Luminous Intensity Polar Plot



— Vertical Plane Through 47.5-Deg Lateral - - - Horizontal Cone Through 73-Deg Vertical

REPORT NUMBER: P228025

CATALOG NUMBER: ISC-AF-600-LED-E1-T4W-7030

FLUX DISTRIBUTION:

		Downward	Upward	Total
House Side	Lumens	691.3	0.0	691.3
	% Fixture	20.0	0.0	20.0
Street Side	Lumens	2768.7	0.0	2768.7
	% Fixture	80.0	0.0	80.0
Total	Lumens	3460.0	0.0	3460.0
	% Fixture	100.0	0.0	100.0

Coefficient of Utilization

ZONAL LUMENS:

Zone	Lumens	% Fixture
0°-10°	40.4	1.2
10°-20°	120.4	3.5
20°-30°	185.1	5.3
30°-40°	270.0	7.8
40°-50°	445.1	12.9
50°-60°	696.9	20.1
60°-70°	945.4	27.3
70°-80°	700.1	20.2
80°-90°	56.6	1.6
90°-100°	0.0	0.0
100°-110°	0.0	0.0
110°-120°	0.0	0.0
120°-130°	0.0	0.0
130°-140°	0.0	0.0
140°-150°	0.0	0.0
150°-160°	0.0	0.0
160°-170°	0.0	0.0
170°-180°	0.0	0.0
0°-90°	3460.0	100.0
0°-180°	3460.0	100.0



REPORT NUMBER: P228025

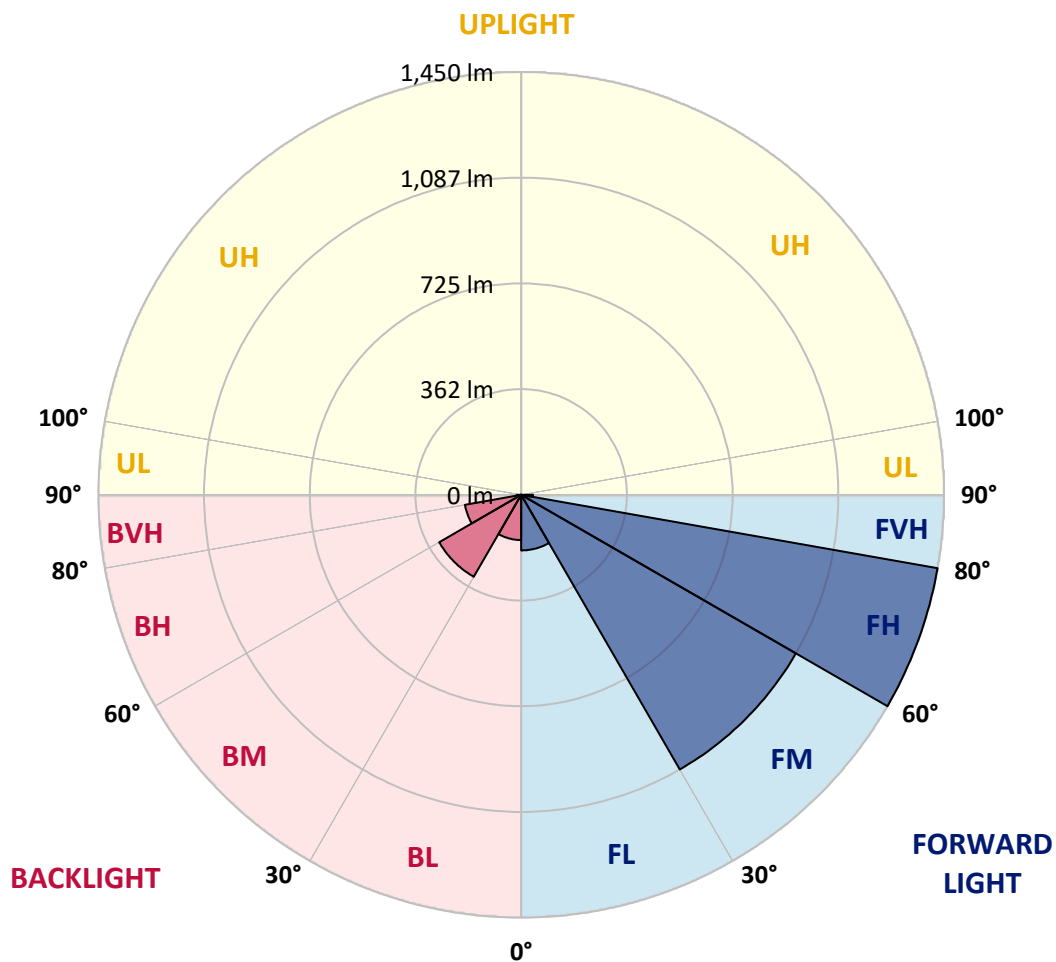
CATALOG NUMBER: ISC-AF-600-LED-E1-T4W-7030

LUMINAIRE CLASSIFICATION SYSTEM LUMEN TABLE AND BUG RATING:

Zone		Lumens	% Fixture	Zone Rating/Lumen Limit		
				B	U	G
FL	(0°-30°)	190.7	5.5			
FM	(30°-60°)	1087.4	31.4			
FH	(60°-80°)	1449.8	41.9			G1/1800
FVH	(80°-90°)	40.8	1.2			G1/100
BL	(0°-30°)	155.2	4.5	B1/500		
BM	(30°-60°)	324.6	9.4	B1/1000		
BH	(60°-80°)	195.8	5.7	B1/500		G1/500
BVH	(80°-90°)	15.8	0.5			G1/100
UL	(90°-100°)	0.0	0.0		U0/0	
UH	(100°-180°)	0.0	0.0		U0/0	

BUG Rating: B1-U0-G1

Type IV Medium





REPORT NUMBER: P228025

CATALOG NUMBER: ISC-AF-600-LED-E1-T4W-7030

CANDELA DISTRIBUTION (FULL):

	0°	5°	15°	25°	35°	37.5°	40°	42.5°	45°	47°	47.5°
0°	424.9	424.9	424.9	424.9	424.9	424.9	424.9	424.9	424.9	424.9	424.9
2.5°	450.0	448.9	445.4	444.3	440.9	438.6	437.5	436.3	439.7	437.5	434.0
5°	478.6	476.3	471.7	464.9	458.0	453.4	452.3	450.0	450.0	447.7	445.4
7.5°	499.1	498.0	491.1	480.9	469.4	461.4	456.9	453.4	454.6	452.3	445.4
10°	518.5	516.3	504.8	492.3	475.1	466.0	460.3	454.6	459.2	455.7	446.6
12.5°	533.4	531.1	515.1	499.1	479.7	469.4	463.7	460.3	464.9	462.6	452.3
15°	541.4	539.1	523.1	503.7	483.1	471.7	469.4	467.1	470.6	466.0	456.9
17.5°	536.8	536.8	522.0	501.4	484.3	472.9	469.4	467.1	471.7	467.1	456.9
20°	519.7	522.0	511.7	490.0	477.4	469.4	466.0	461.4	466.0	461.4	454.6
22.5°	498.0	500.3	494.6	475.1	466.0	460.3	459.2	454.6	458.0	454.6	447.7
25°	478.6	478.6	476.3	459.2	458.0	453.4	454.6	452.3	454.6	450.0	445.4
27.5°	479.7	479.7	470.6	453.4	452.3	452.3	452.3	452.3	453.4	450.0	445.4
30°	547.1	549.4	523.1	475.1	458.0	455.7	456.9	455.7	456.9	455.7	450.0
32.5°	648.8	648.8	623.6	549.4	488.9	474.0	468.3	467.1	463.7	462.6	458.0
35°	749.3	748.1	723.0	640.8	564.2	535.7	517.4	500.3	492.3	484.3	476.3
37.5°	833.8	830.4	826.9	733.3	653.3	620.2	598.5	573.4	557.4	543.7	525.4
40°	912.6	918.3	930.9	818.9	742.4	711.6	689.9	657.9	641.9	624.8	603.1
42.5°	1021.1	1029.1	1030.2	911.5	823.5	802.9	785.8	761.8	744.7	724.1	704.7
45°	1126.2	1127.3	1130.8	1010.8	922.9	896.6	884.0	861.2	839.5	813.2	797.2
47.5°	1198.1	1194.7	1209.6	1125.0	1039.4	1009.7	991.4	957.1	924.0	890.9	866.9
50°	1286.1	1282.7	1282.7	1255.2	1174.2	1139.9	1107.9	1043.9	1008.5	967.4	933.2
52.5°	1363.8	1351.2	1359.2	1375.2	1315.8	1272.4	1216.4	1144.5	1097.6	1047.4	1004.0
55°	1470.0	1404.9	1423.1	1479.1	1456.3	1388.9	1314.6	1238.1	1184.4	1127.3	1087.3
57.5°	1433.4	1388.9	1442.6	1540.8	1539.7	1476.8	1414.0	1320.4	1266.7	1213.0	1163.9
60°	1302.1	1324.9	1441.4	1583.1	1588.8	1539.7	1488.3	1401.4	1359.2	1303.2	1254.1
62.5°	1200.4	1233.5	1393.5	1579.6	1644.7	1599.0	1556.8	1505.4	1475.7	1428.9	1378.6
65°	1194.7	1214.1	1369.5	1576.2	1723.5	1699.6	1680.1	1656.2	1650.4	1616.2	1557.9
67.5°	1249.5	1267.8	1410.6	1664.1	1840.0	1829.8	1858.3	1853.7	1878.9	1861.7	1813.8
70°	1142.2	1152.5	1328.3	1695.0	2106.2	2151.9	2215.8	2212.4	2266.1	2225.0	2169.0
72.5°	801.8	822.4	977.7	1400.3	2111.9	2356.3	2504.8	2630.4	2688.7	2699.0	2672.7
73°	716.1	732.1	876.0	1304.4	2054.8	2315.2	2515.1	2644.1	2695.5	2727.5	2729.8
75°	249.0	257.0	382.6	790.4	1642.4	2020.5	2277.5	2394.0	2381.4	2475.1	2577.9
77.5°	80.0	81.1	99.4	204.4	792.7	1254.1	1540.8	1648.2	1586.5	1688.1	1825.2
80°	49.1	51.4	65.1	92.5	207.9	380.3	644.2	806.4	773.3	868.1	1014.3
82.5°	29.7	30.8	40.0	57.1	83.4	92.5	121.1	164.5	202.2	243.3	318.7
85°	13.7	14.8	19.4	26.3	34.3	35.4	34.3	32.0	36.5	42.3	49.1
87.5°	0.0	0.0	1.1	2.3	1.1	0.0	0.0	0.0	0.0	1.1	0.0
90°	0.0	0.0	0.0	0.0	0.0	0.0	0.0	0.0	0.0	0.0	0.0



REPORT NUMBER: P228025

CATALOG NUMBER: ISC-AF-600-LED-E1-T4W-7030

CANDELA DISTRIBUTION (continued):

	50°	52.5°	55°	57.5°	60°	62.5°	65°	67.5°	70°	72.5°	75°
0°	424.9	424.9	424.9	424.9	424.9	424.9	424.9	424.9	424.9	424.9	424.9
2.5°	437.5	434.0	434.0	429.5	431.7	427.2	429.5	424.9	427.2	421.5	424.9
5°	444.3	438.6	438.6	431.7	432.9	424.9	428.3	419.2	423.7	413.5	420.3
7.5°	447.7	437.5	442.0	429.5	435.2	421.5	428.3	413.5	422.6	406.6	418.0
10°	452.3	437.5	445.4	431.7	438.6	422.6	431.7	413.5	424.9	405.5	415.8
12.5°	459.2	443.2	450.0	434.0	443.2	424.9	434.0	415.8	427.2	405.5	418.0
15°	463.7	447.7	454.6	438.6	445.4	424.9	436.3	414.6	427.2	404.3	418.0
17.5°	462.6	447.7	454.6	436.3	444.3	423.7	435.2	413.5	424.9	400.9	415.8
20°	458.0	445.4	450.0	434.0	440.9	420.3	430.6	408.9	421.5	397.5	412.3
22.5°	452.3	439.7	445.4	430.6	437.5	416.9	426.0	406.6	419.2	395.2	408.9
25°	448.9	438.6	442.0	427.2	436.3	418.0	427.2	405.5	419.2	395.2	411.2
27.5°	447.7	438.6	445.4	431.7	439.7	423.7	432.9	413.5	424.9	399.8	415.8
30°	454.6	446.6	452.3	440.9	447.7	431.7	440.9	422.6	434.0	410.0	428.3
32.5°	462.6	454.6	460.3	450.0	460.3	444.3	455.7	437.5	451.2	427.2	444.3
35°	479.7	470.6	478.6	467.1	478.6	466.0	478.6	459.2	476.3	452.3	470.6
37.5°	524.3	499.1	507.1	494.6	506.0	490.0	511.7	492.3	511.7	488.9	514.0
40°	595.1	550.5	558.5	532.3	549.4	525.4	551.7	536.8	563.1	534.5	566.5
42.5°	687.6	645.3	637.3	597.4	612.2	583.7	609.9	583.7	619.1	591.6	631.6
45°	772.1	727.6	715.0	676.2	686.4	648.8	681.9	645.3	692.2	660.2	710.4
47.5°	841.8	789.2	779.0	734.4	752.7	717.3	758.4	719.6	776.7	744.7	802.9
50°	905.7	840.6	838.4	790.4	821.2	785.8	844.1	817.8	873.8	841.8	910.3
52.5°	978.8	896.6	908.0	864.6	913.7	884.0	951.4	913.7	986.8	952.6	1028.0
55°	1056.5	969.7	999.4	973.1	1031.4	1012.0	1069.1	1034.8	1106.8	1072.5	1152.5
57.5°	1142.2	1067.9	1120.5	1107.9	1159.3	1135.3	1199.3	1168.4	1240.4	1211.8	1291.8
60°	1254.1	1205.0	1256.4	1255.2	1299.8	1298.7	1339.8	1321.5	1390.0	1377.5	1450.6
62.5°	1399.2	1360.3	1415.2	1400.3	1454.0	1444.8	1495.1	1495.1	1544.2	1561.4	1634.5
65°	1594.5	1543.1	1608.2	1585.3	1639.0	1641.3	1673.3	1679.0	1738.4	1757.8	1820.6
67.5°	1859.5	1800.1	1851.5	1808.1	1869.7	1866.3	1893.7	1905.1	1913.1	1960.0	1966.8
70°	2240.9	2151.9	2198.7	2139.3	2150.7	2158.7	2107.3	2145.0	2053.6	2127.9	2027.4
72.5°	2653.3	2551.6	2470.5	2411.1	2293.5	2276.4	2126.7	2158.7	1964.5	2028.5	1825.2
73°	2675.0	2576.7	2467.1	2405.4	2266.1	2247.8	2087.9	2115.3	1900.6	1961.1	1747.5
75°	2431.7	2458.0	2194.1	2219.2	1977.1	2005.7	1755.5	1787.5	1523.7	1569.3	1294.1
77.5°	1639.0	1727.0	1431.1	1541.9	1241.5	1352.3	1013.1	1023.4	747.0	697.9	474.0
80°	812.1	887.5	629.3	687.6	461.4	453.4	276.4	229.6	195.3	199.9	205.6
82.5°	234.1	263.8	163.3	162.2	115.4	109.6	109.6	116.5	118.8	132.5	129.1
85°	44.5	53.7	46.8	62.8	56.0	61.7	57.1	66.2	61.7	76.5	66.2
87.5°	1.1	0.0	1.1	3.4	3.4	8.0	5.7	9.1	9.1	16.0	14.8
90°	0.0	0.0	0.0	0.0	0.0	0.0	0.0	0.0	0.0	0.0	0.0



REPORT NUMBER: P228025

CATALOG NUMBER: ISC-AF-600-LED-E1-T4W-7030

CANDELA DISTRIBUTION (continued):

	77.5°	80°	85°	90°	95°	100°	102.5°	105°	107.5°	110°	112.5°
0°	424.9	424.9	424.9	424.9	424.9	424.9	424.9	424.9	424.9	424.9	424.9
2.5°	420.3	426.0	423.7	421.5	419.2	418.0	413.5	415.8	410.0	414.6	410.0
5°	411.2	418.0	414.6	410.0	407.8	405.5	397.5	403.2	394.0	402.0	395.2
7.5°	400.9	412.3	408.9	404.3	399.8	397.5	381.5	394.0	380.3	391.8	380.3
10°	397.5	410.0	405.5	399.8	395.2	392.9	373.5	388.3	373.5	386.1	371.2
12.5°	395.2	410.0	403.2	397.5	392.9	389.5	367.8	386.1	366.6	384.9	367.8
15°	392.9	410.0	400.9	394.0	389.5	386.1	363.2	383.8	362.1	382.6	363.2
17.5°	390.6	406.6	398.6	390.6	386.1	383.8	358.6	380.3	357.5	380.3	360.9
20°	387.2	403.2	394.0	386.1	381.5	378.1	352.9	375.8	351.8	374.6	352.9
22.5°	382.6	399.8	391.8	383.8	379.2	373.5	346.1	370.1	344.9	367.8	347.2
25°	383.8	402.0	391.8	383.8	376.9	371.2	341.5	367.8	339.2	362.1	339.2
27.5°	389.5	405.5	395.2	388.3	379.2	372.3	341.5	365.5	336.9	356.4	332.4
30°	400.9	416.9	407.8	397.5	389.5	380.3	347.2	366.6	336.9	349.5	325.5
32.5°	420.3	435.2	426.0	418.0	408.9	395.2	358.6	372.3	339.2	344.9	319.8
35°	445.4	463.7	459.2	453.4	442.0	418.0	378.1	380.3	343.8	340.4	311.8
37.5°	486.6	511.7	510.6	509.4	496.8	453.4	399.8	396.3	348.4	336.9	301.5
40°	540.2	569.9	577.9	585.9	559.7	495.7	424.9	412.3	350.6	330.1	285.5
42.5°	603.1	643.0	667.0	681.9	633.9	542.5	453.4	430.6	350.6	319.8	267.3
45°	680.7	727.6	773.3	789.2	716.1	592.8	483.1	445.4	346.1	303.8	243.3
47.5°	775.5	830.4	893.2	901.2	805.2	646.5	503.7	455.7	331.2	282.1	221.6
50°	880.6	946.9	1039.4	1033.7	900.0	702.4	517.4	462.6	305.0	257.0	195.3
52.5°	998.3	1081.6	1213.0	1186.7	1015.4	772.1	530.0	471.7	273.0	227.3	169.0
55°	1145.6	1245.0	1409.4	1353.5	1143.3	848.6	548.2	472.9	230.7	191.9	149.6
57.5°	1304.4	1410.6	1620.7	1519.1	1263.2	908.0	540.2	436.3	188.5	162.2	134.8
60°	1495.1	1624.2	1832.0	1673.3	1363.8	928.6	484.3	359.8	161.0	146.2	127.9
62.5°	1708.7	1836.6	2005.7	1780.6	1420.9	894.3	359.8	249.0	138.2	130.2	117.6
65°	1936.0	2057.1	2089.0	1789.8	1383.2	743.6	222.7	163.3	119.9	116.5	108.5
67.5°	2145.0	2156.4	2010.2	1641.3	1200.4	518.5	151.9	130.2	110.8	109.6	105.1
70°	2198.7	2001.1	1671.0	1278.1	866.9	308.4	123.4	113.1	106.2	106.2	102.8
72.5°	1836.6	1523.7	1117.0	774.4	472.9	164.5	105.1	102.8	100.5	100.5	98.2
73°	1722.4	1403.7	1000.5	676.2	399.8	147.3	102.8	100.5	99.4	98.2	97.1
75°	1144.5	881.8	567.7	342.7	186.2	106.2	91.4	91.4	90.2	91.4	90.2
77.5°	440.9	332.4	219.3	147.3	106.2	83.4	77.7	78.8	77.7	80.0	78.8
80°	194.2	191.9	145.1	103.9	77.7	62.8	62.8	62.8	64.0	65.1	65.1
82.5°	132.5	111.9	85.7	64.0	46.8	45.7	46.8	46.8	48.0	49.1	48.0
85°	73.1	61.7	45.7	28.6	25.1	30.8	30.8	30.8	29.7	29.7	28.6
87.5°	22.8	17.1	12.6	3.4	5.7	5.7	8.0	6.9	6.9	8.0	8.0
90°	0.0	0.0	0.0	0.0	0.0	0.0	0.0	0.0	0.0	0.0	0.0



REPORT NUMBER: P228025

CATALOG NUMBER: ISC-AF-600-LED-E1-T4W-7030

CANDELA DISTRIBUTION (continued):

	115°	117.5°	120°	122.5°	125°	127.5°	130°	135°	145°	155°	165°
0°	424.9	424.9	424.9	424.9	424.9	424.9	424.9	424.9	424.9	424.9	424.9
2.5°	414.6	411.2	414.6	408.9	413.5	408.9	412.3	412.3	411.2	411.2	411.2
5°	400.9	395.2	400.9	397.5	400.9	396.3	399.8	400.9	402.0	405.5	404.3
7.5°	390.6	379.2	391.8	380.3	390.6	380.3	389.5	390.6	394.0	398.6	402.0
10°	386.1	371.2	386.1	372.3	384.9	373.5	384.9	386.1	389.5	395.2	400.9
12.5°	383.8	367.8	383.8	370.1	383.8	372.3	383.8	387.2	389.5	394.0	400.9
15°	381.5	365.5	383.8	368.9	383.8	372.3	384.9	387.2	390.6	395.2	400.9
17.5°	380.3	362.1	381.5	367.8	381.5	370.1	383.8	383.8	388.3	394.0	397.5
20°	375.8	358.6	375.8	362.1	375.8	365.5	376.9	376.9	381.5	383.8	389.5
22.5°	368.9	350.6	366.6	354.1	366.6	356.4	365.5	365.5	368.9	372.3	375.8
25°	358.6	341.5	355.2	343.8	352.9	343.8	350.6	349.5	351.8	354.1	356.4
27.5°	347.2	330.1	341.5	328.9	334.7	325.5	330.1	327.8	328.9	330.1	331.2
30°	334.7	317.5	323.2	311.8	313.0	303.8	306.1	302.7	301.5	300.4	298.1
32.5°	321.0	302.7	302.7	291.3	289.0	281.0	281.0	276.4	273.0	268.4	263.8
35°	303.8	287.8	279.8	270.7	266.1	258.1	257.0	251.3	243.3	235.3	230.7
37.5°	286.7	268.4	257.0	247.9	243.3	237.6	236.4	231.9	222.7	213.6	206.7
40°	263.8	245.6	233.0	229.6	226.2	221.6	222.7	217.0	207.9	197.6	191.9
42.5°	241.0	225.0	214.7	213.6	211.3	210.2	211.3	206.7	196.5	187.3	180.5
45°	221.6	205.6	195.3	194.2	193.0	197.6	198.7	197.6	186.2	177.0	167.9
47.5°	202.2	182.7	175.9	173.6	174.8	181.6	183.9	187.3	177.0	166.8	154.2
50°	179.3	161.0	158.8	156.5	157.6	163.3	169.0	175.9	166.8	151.9	134.8
52.5°	158.8	142.8	143.9	141.6	143.9	148.5	153.1	164.5	153.1	138.2	130.2
55°	142.8	130.2	132.5	130.2	132.5	138.2	141.6	150.8	150.8	147.3	140.5
57.5°	131.3	122.2	124.5	122.2	125.6	130.2	133.6	153.1	164.5	155.3	141.6
60°	124.5	116.5	117.6	115.4	117.6	124.5	131.3	154.2	172.5	154.2	143.9
62.5°	114.2	107.4	106.2	106.2	108.5	119.9	123.4	143.9	170.2	153.1	145.1
65°	107.4	101.7	100.5	99.4	101.7	109.6	113.1	133.6	164.5	145.1	131.3
67.5°	103.9	99.4	97.1	94.8	97.1	103.9	107.4	125.6	155.3	138.2	123.4
70°	100.5	95.9	94.8	92.5	93.7	98.2	102.8	115.4	147.3	130.2	115.4
72.5°	95.9	91.4	90.2	86.8	87.9	92.5	94.8	108.5	137.1	122.2	107.4
73°	94.8	90.2	89.1	85.7	86.8	90.2	92.5	106.2	134.8	121.1	106.2
75°	89.1	84.5	83.4	81.1	82.2	82.2	84.5	97.1	127.9	114.2	99.4
77.5°	78.8	75.4	74.2	72.0	70.8	69.7	73.1	85.7	116.5	102.8	80.0
80°	65.1	61.7	60.5	56.0	56.0	56.0	60.5	73.1	86.8	74.2	61.7
82.5°	48.0	45.7	45.7	42.3	41.1	40.0	43.4	50.3	68.5	58.3	48.0
85°	28.6	27.4	28.6	25.1	26.3	25.1	28.6	35.4	37.7	29.7	22.8
87.5°	6.9	8.0	8.0	8.0	6.9	6.9	5.7	4.6	0.0	0.0	0.0
90°	0.0	0.0	0.0	0.0	0.0	0.0	0.0	0.0	0.0	0.0	0.0

REPORT NUMBER: P228025

CATALOG NUMBER: ISC-AF-600-LED-E1-T4W-7030

CANDELA DISTRIBUTION (continued):

	175°	180°
0°	424.9	424.9
2.5°	410.0	408.9
5°	404.3	404.3
7.5°	402.0	402.0
10°	403.2	403.2
12.5°	403.2	405.5
15°	406.6	405.5
17.5°	403.2	403.2
20°	394.0	396.3
22.5°	381.5	381.5
25°	360.9	362.1
27.5°	333.5	335.8
30°	299.2	301.5
32.5°	260.4	262.7
35°	229.6	230.7
37.5°	209.0	209.0
40°	191.9	191.9
42.5°	175.9	174.8
45°	159.9	157.6
47.5°	143.9	142.8
50°	130.2	130.2
52.5°	132.5	132.5
55°	142.8	142.8
57.5°	143.9	142.8
60°	156.5	155.3
62.5°	163.3	166.8
65°	142.8	138.2
67.5°	135.9	129.1
70°	122.2	111.9
72.5°	108.5	102.8
73°	105.1	100.5
75°	93.7	91.4
77.5°	70.8	69.7
80°	59.4	58.3
82.5°	40.0	37.7
85°	17.1	16.0
87.5°	0.0	0.0
90°	0.0	0.0

(END OF REPORT)